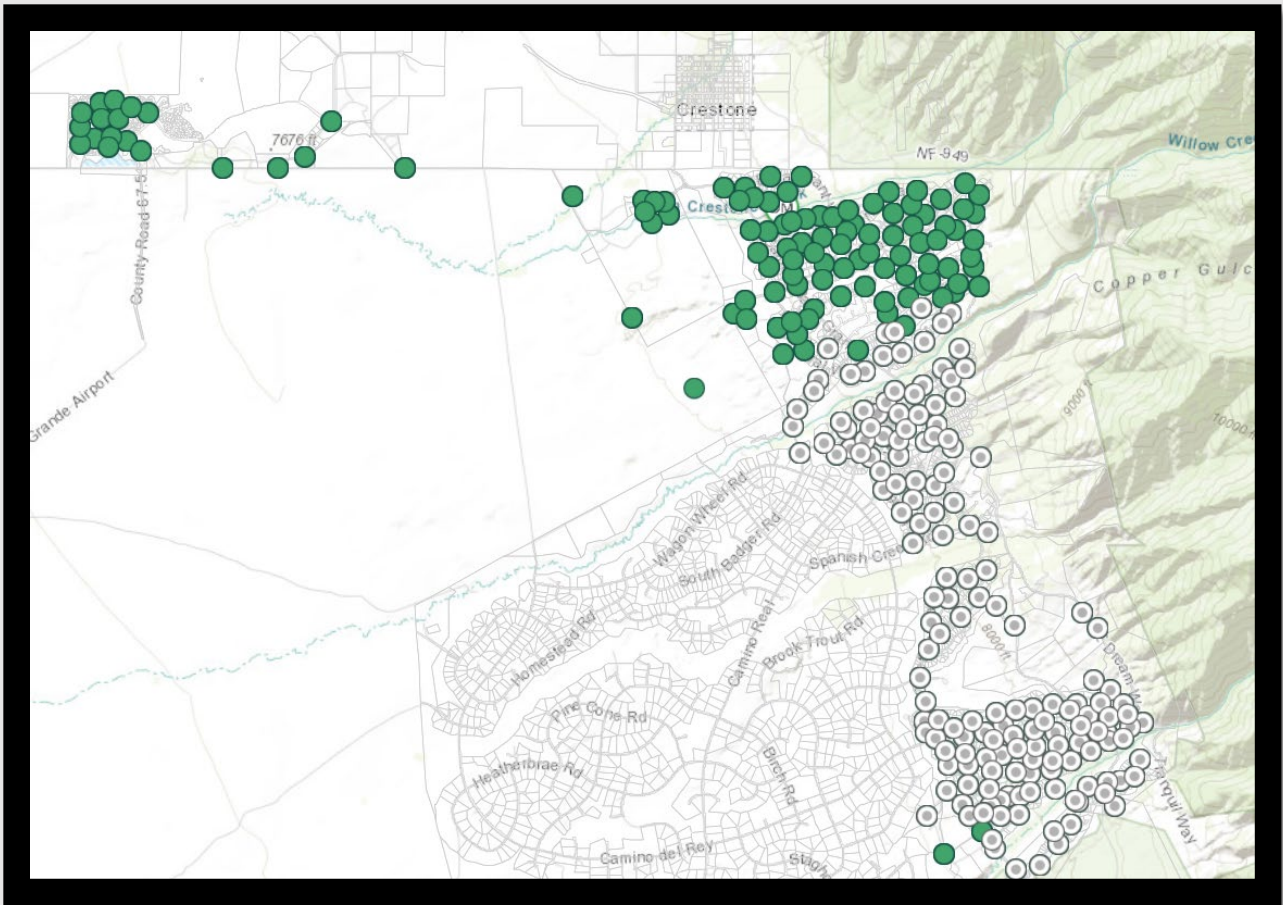


# Baca Grande Water and Sanitation District Monthly Operations Report

July 17<sup>th</sup>, 2024



Map Illustrating 2024 Fire Hydrant Maintenance Progress (113 of 276 Completed)

## Facilities and Staff Updates

In Service

Repaired  
last month

Out of  
Service

Water Facilities											
Well 18		Moonlight Transfer Station		Ridgeview Transfer Station		Fallen Tree Transfer Station		Pinecone Booster Station		Shumei Booster Station	
Pump 1	Pump 2	Pump 1	Pump 2	Pump 1	Pump 2	Pump 1	Pump 2	Pump 1	Pump 2	Pump 1	Pump 2

Wastewater Facilities									
Aspen WWTP		Stables Lift Station		Wagon Wheel Lift Station		MHE Lift Station		Dharma Ocean Lift Station	
Pump 1	Pump 2	Pump 1	Pump 2	Pump 1	Pump 2	Pump 1	Pump 2	Pump 1	Pump 2

Service Vehicles				
Truck 1	Truck 2	Truck 3	Truck 4	Truck 5

Equipment				
Vactor Truck	Dump Truck	Backhoe	Skid steer	Excavator

➤ No Equipment or Vehicle Failures or updates to report

➤ Accidents

○ Happy to report no accidents in June!!

## Operations Updates

### ➤ Aspen Wastewater Treatment Plant

- Application for the New Discharge permit has been submitted.
- Wastewater testing for COVID-19

### ➤ New legislation Effecting the Backflow Prevention Program

- HB24-1344 went into effect July 1, 2024.
- Require backflow devices be tested by a licensed plumber
- Currently working with CDPHE to sort out the implications and long and short term solutions for our backflow program.

### ➤ Fence for S. Crestone Tank

- Fence is nearly complete we are wait for the contractor to finish up a few remaining items.

### ➤ Projects

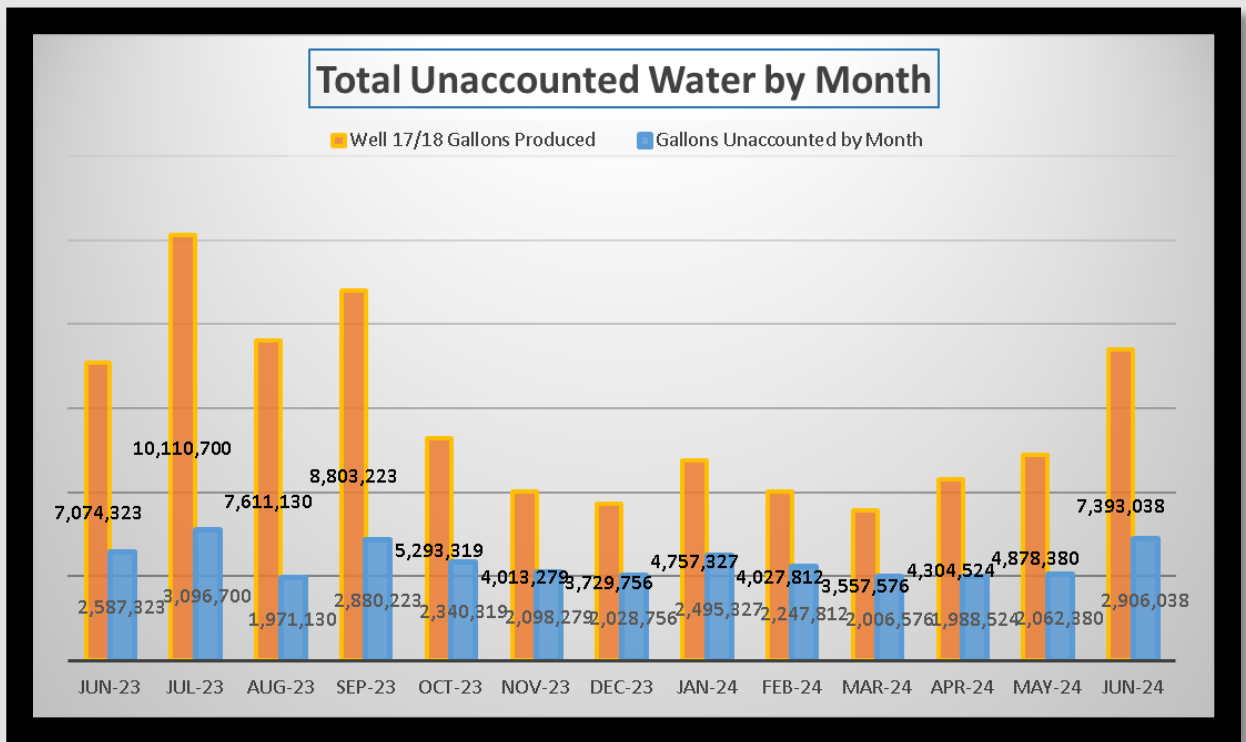
- Distribution system meter vaults have been installed. Meters are expected to arrive this week
- Summer annual maintenance projects are under Way
  - Valve Maintenance- In process
    - Approximately 30 new valves have been discovered
  - Collection System Cleaning- In Process
  - Collection System Inspections-In-Process
  - Fire Hydrant Maintenance- In Process
  - Dig List (various projects that require excavation)- In Process
  - Backflow device testing- In Process
  - Facility Weed Control-In Process

### ➤ Unaccounted Water

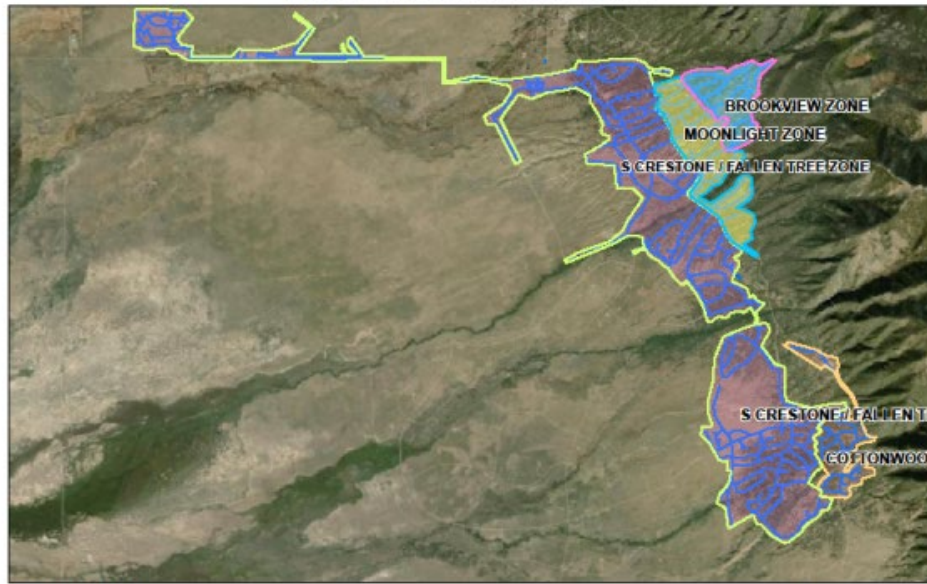
- Wells 17 and 18 produced 7,393,038 gallons of water in the month of June
- The District sold its customers 4,487,000 gallons of water in the month of June, leaving 2,906,038 gallons unaccounted for.
- 39% of the water produced is unaccounted for in the month of June.

➤ **Aspen WWTP and Town of Crestone Loading**

- Aspen WWTP averaged 52% of hydraulic loading capacity in the month of June, the Town of Crestone contributed and average of 15% of the treatment plants hydraulic load.
- Aspen WWTP averaged 52% of organic loading capacity in the month of June. The Town of Crestone contributed an average of 25% of the treatment plants organic load.



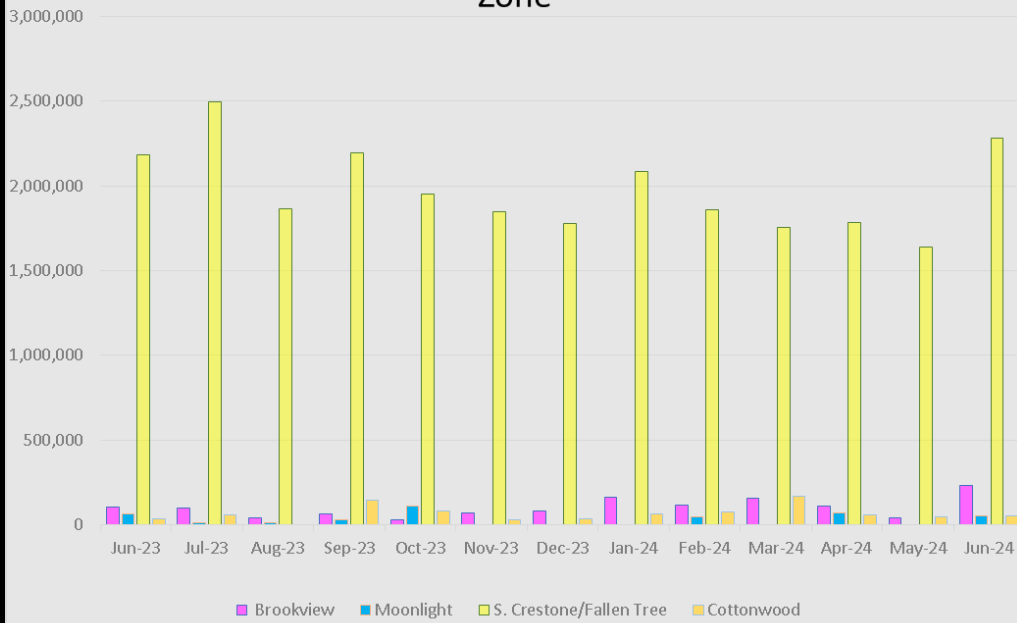
### BGWS D Unaccounted Water Zone's



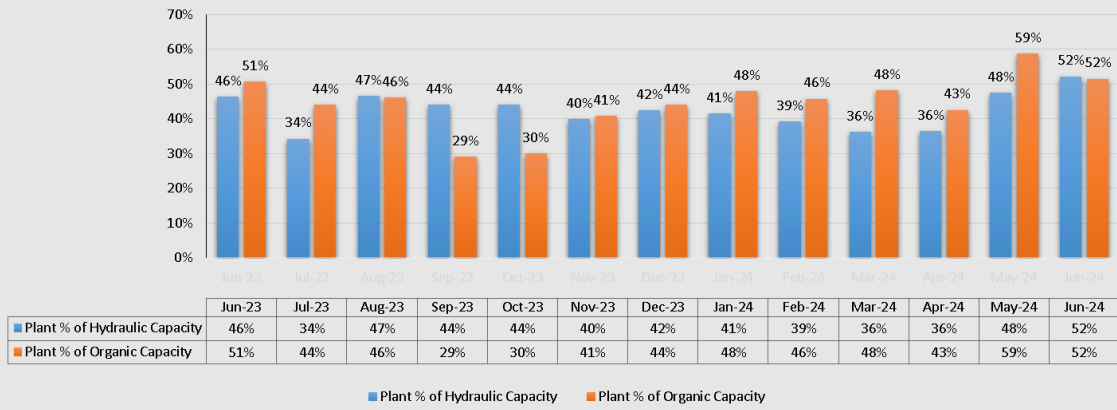
12/10/2020, 3:43:14 PM

1:72,224  
 0 0.5 1 2 mi  
 0 0.75 1.5 3 km  
 Earthstar Geographics  
 Base Ortho Water and Distribution  
 Earthstar Geographics

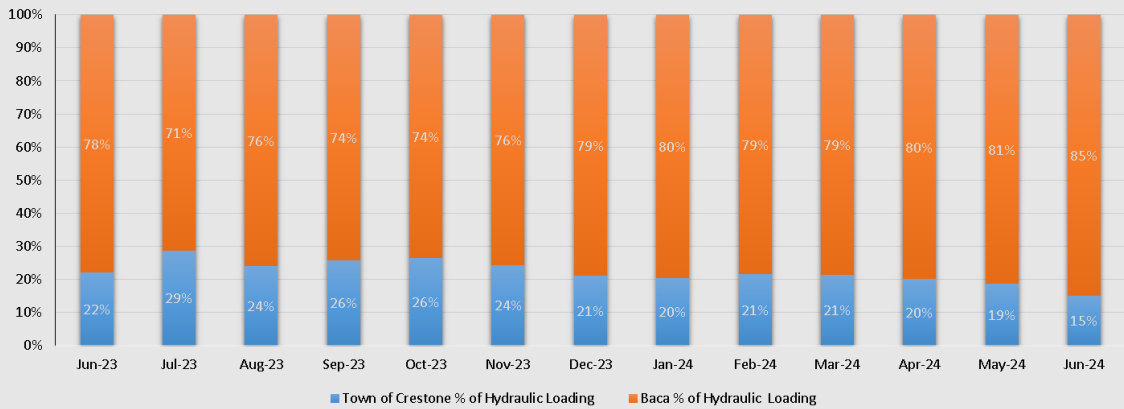
### Total Monthly Unaccounted in Gallons by Pressure Zone



### Percentage of Plant Capacities by Month at Aspen Wastewater Treatment Plant



### Average % of Total Hydraulic Loading of Aspen Wastewater Treatment Plant by Month 2022-2023



### Average % of Total Organic Loading of Aspen Wastewater Treatment Plant by Month of 2022-2023

