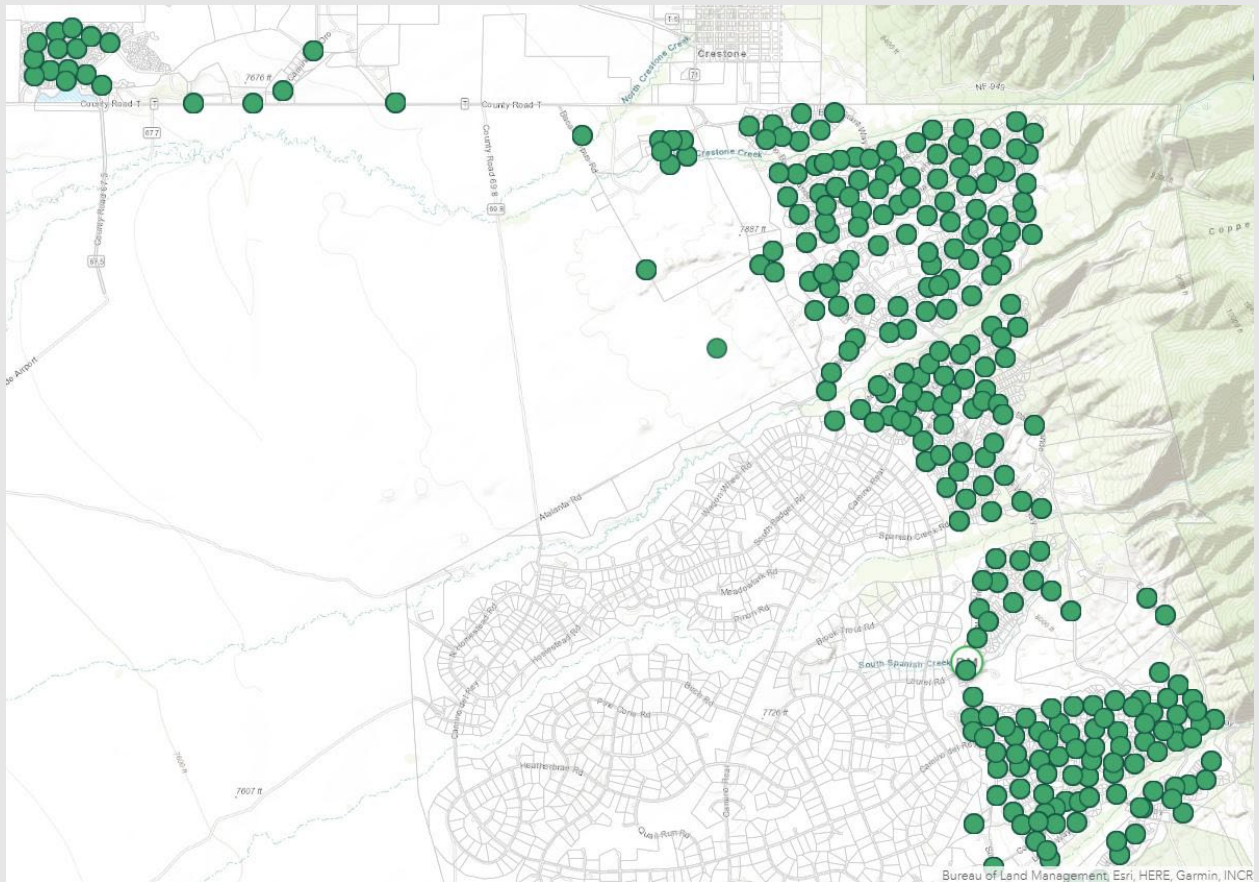


# Baca Grande Water and Sanitation District Monthly Operations Report

September 25<sup>th</sup>, 2024



2024 Hydrant Maintenance completed GIS View

## Facilities and Staff Updates

In Service

Repaired  
last month

Out of  
Service

Water Facilities											
Well 18		Moonlight Transfer Station		Ridgeview Transfer Station		Fallen Tree Transfer Station		Pinecone Booster Station		Shumei Booster Station	
Pump 1	Pump 2	Pump 1	Pump 2	Pump 1	Pump 2	Pump 1	Pump 2	Pump 1	Pump 2	Pump 1	Pump 2

Wastewater Facilities									
Aspen WWTP		Stables Lift Station		Wagon Wheel Lift Station		MHE Lift Station		Dharma Ocean Lift Station	
Pump 1	Pump 2	Pump 1	Pump 2	Pump 1	Pump 2	Pump 1	Pump 2	Pump 1	Pump 2

Service Vehicles				
Truck 1	Truck 2	Truck 3	Truck 4	Truck 5

Equipment				
Vactor Truck	Dump Truck	Backhoe	Skid steer	Excavator

- **No New Equipment or Vehicle Failures or updates to report**
  - Pump2 motor at Ridgeview TS is out of service. Waiting on confirmation of motor HP.
- **Accidents**

## Operations Updates

### ➤ Aspen Wastewater Treatment Plant

- Looking into potential upgrades that should be done.

### ➤ One Main break in Fallen tree

- The Main break was isolated without substantial loss of water.

### ➤ Painting the S. Crestone Tank

- We are working on finding the Paint and quantity to order to proceed with the tank painting.
- Scheduling a paint consultation with Sherwin Williams rep. on Sept. 23rd to determine best encapsulating paint. Will update with more information as we proceed.

### ➤ Projects

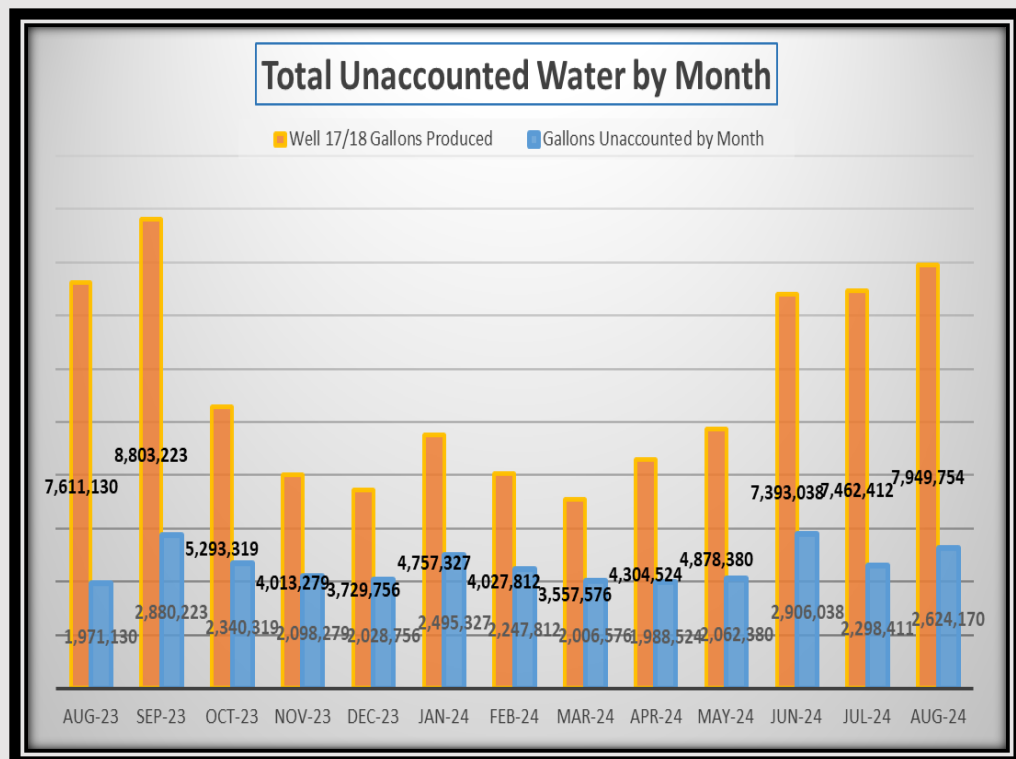
- Distribution system meters had their first read in August. The September read will start providing the comprehensive view. Unfortunately the preliminary data we have has to large an overlap between the meters coming online, against our actual meter reads to give any real good data.
- Summer annual maintenance projects are under Way
  - Valve Maintenance- In process
  - Collection System Cleaning- In Process
  - Collection System Inspections-In-Process
  - Fire Hydrant Maintenance- Completed
  - Dig List (various projects that require excavation)- In Process
  - Spanish creek manhole replacement (Element is working on drawings for us so we can start to get quotes.
  - Facility Weed Control-In Process

### ➤ Unaccounted Water

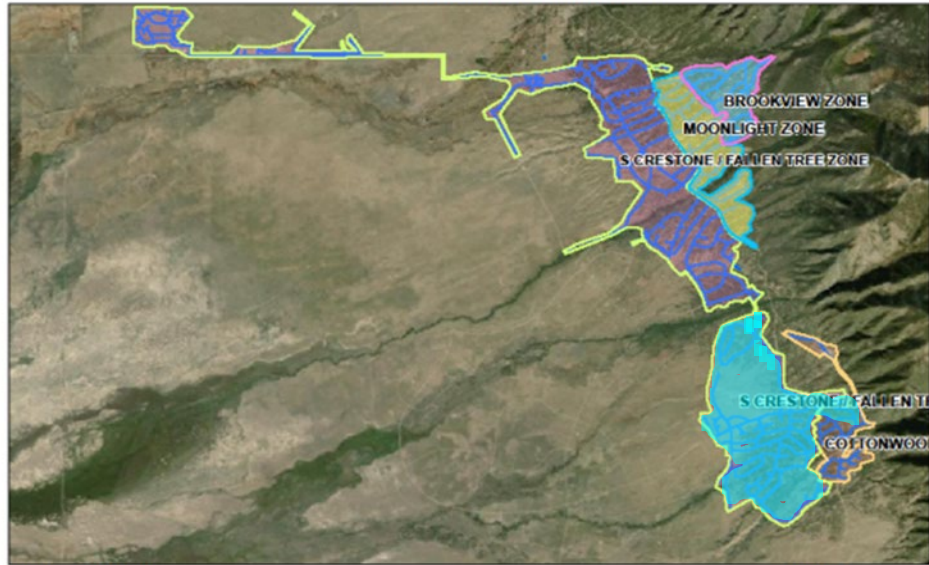
- Wells 17 and 18 produced 7,949,754 gallons of water in the month of August
- The District sold its customers 5,325,584 gallons of water in the month of August, leaving 2,624,170 gallons unaccounted for.
- 33% of the water produced is unaccounted for in the month of August.

➤ **Aspen WWTP and Town of Crestone Loading**

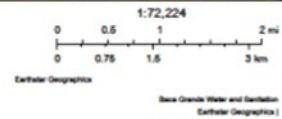
- Aspen WWTP averaged 43% of hydraulic loading capacity in the month of August, the Town of Crestone contributed an average of 23% of the treatment plants hydraulic load.
- Aspen WWTP averaged 55% of organic loading capacity in the month of August. The Town of Crestone contributed an average of 26% of the treatment plants organic load.



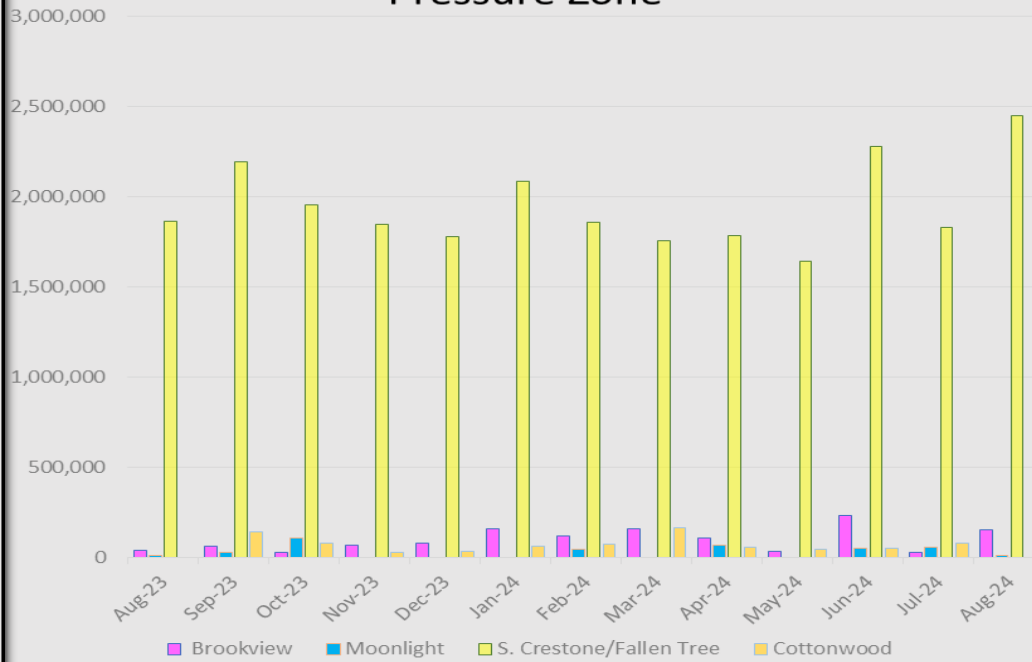
BGWSD Unaccounted Water Zone's



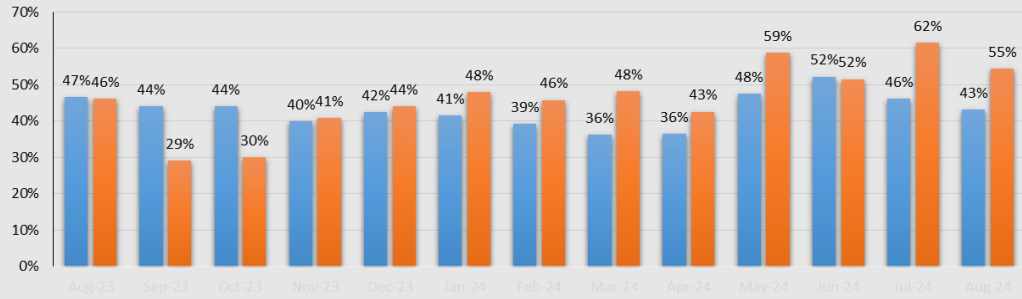
12/10/2020, 3:43:14 PM



Total Monthly Unaccounted in Gallons by Pressure Zone



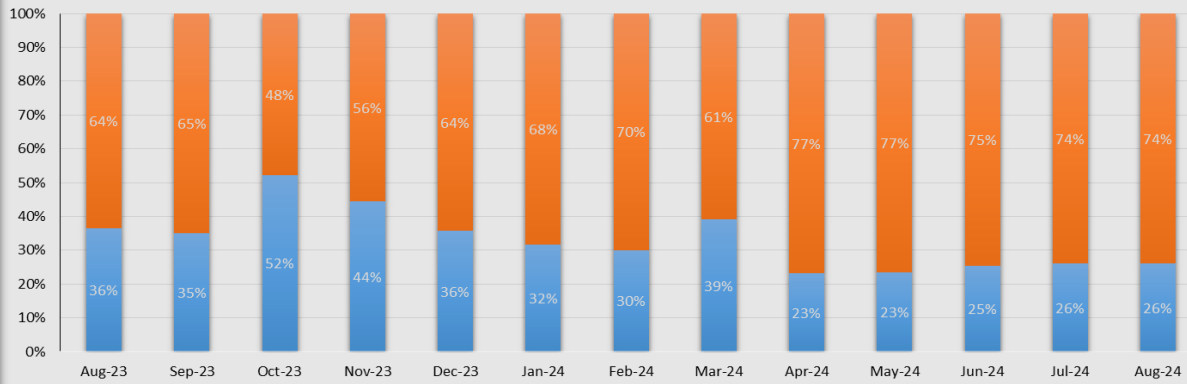
### Percentage of Plant Capacities by Month at Aspen Wastewater Treatment Plant



	Aug-23	Sep-23	Oct-23	Nov-23	Dec-23	Jan-24	Feb-24	Mar-24	Apr-24	May-24	Jun-24	Jul-24	Aug-24
Plant % of Hydraulic Capacity	47%	44%	44%	40%	42%	41%	39%	36%	36%	48%	52%	46%	43%
Plant % of Organic Capacity	46%	29%	30%	41%	44%	48%	46%	48%	43%	59%	52%	62%	55%

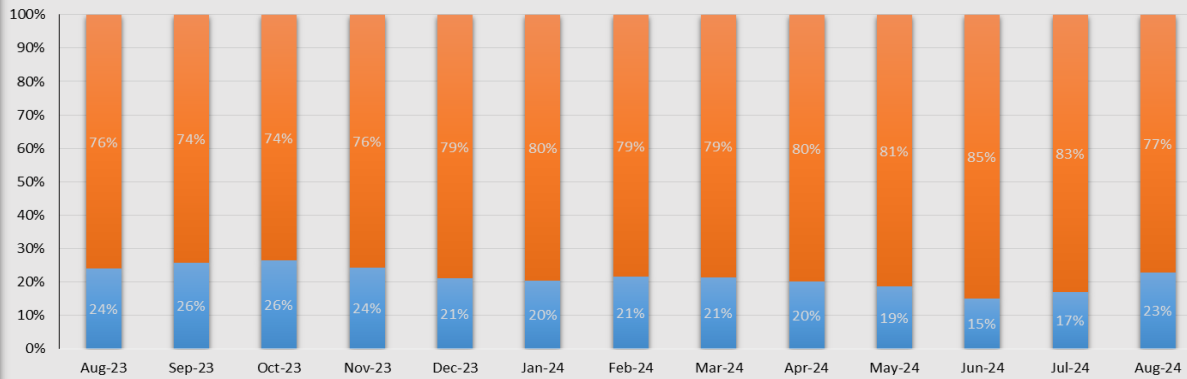
■ Plant % of Hydraulic Capacity ■ Plant % of Organic Capacity

### Average % of Total Organic Loading of Aspen Wastewater Treatment Plant by Month of 2023-2024



■ Town of Crestone % of Organic Loading ■ Baca % of Organic Loading

### Average % of Total Hydraulic Loading of Aspen Wastewater Treatment Plant by Month 2023-2024



■ Town of Crestone % of Hydraulic Loading ■ Baca % of Hydraulic Loading